

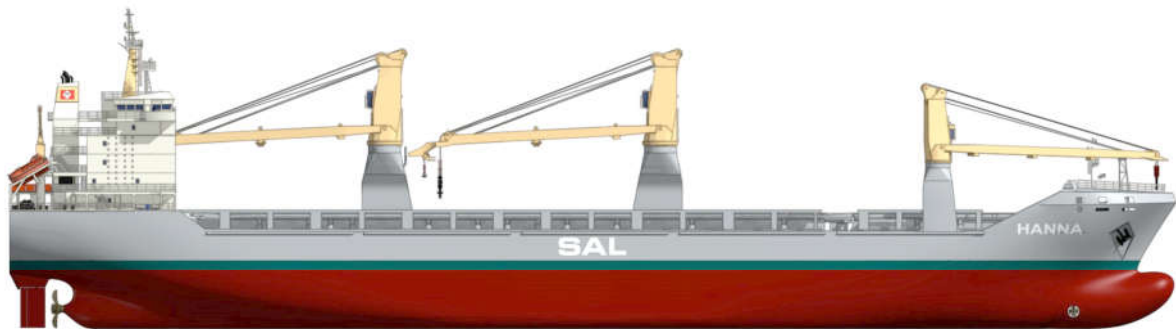
---

## SHIP'S PARTICULARS

TYPE 171

Heavy cargo vessel

---



# SHIP'S PARTICULARS TYPE 171

<b>MV KLARA</b>	(2012/05)
<b>MV LISA</b>	(2011/11)
<b>Operator:</b>	SAL Heavy Lift GmbH
<b>Technical Manager:</b>	Reedereiverwaltung Heino Winter GmbH & Co. KG
<b>HSE Manager:</b>	SAL Ship Management UG (haftungsbeschränkt) & Co. KG

## Ship's Basic

Type	Heavy Lift Multi-Purpose Dry Cargo Vessel Tweendecker fully variable in up to four positions / single decker equipped with stability pontoon strengthened for heavy cargoes, equipped for the carriage of containers, fitted for the carriage of dangerous goods of all IMO classes
Shipyard	Changjiang Shipping Group Quingshan, China

## Classification

### KLARA & LISA:

DNV GL **8** 100 A5 E3, G IW ERS BWM SOLAS II-2,  
Reg. 19 **7** MC E3 AUT

## Dimensions & Main Data

Tonnage GT / NT	15,549 / 6,089
Deadweight	19,100 mt
Deadweight (summer)	16,500 mt
Length o.a.	166.15 m
Length p.p.	157.96 m
Moulded Breadth	22.90 m
Beam	23.27 m
Draft	9.80 m
Depth mld	13.90 m
Air draft (keel to highest point)	45.62 m
Speed @ 85% MCR	17.00 knots
Deck	113.30 m x 18.0 m
<u>Tank capacities:</u>	
HFO	abt. 1,570 cbm
GO	abt. 235 cbm
Ballast	abt. 9,600 cbm
Freshwater	abt. 192 cbm

## Propulsion

Main Engine	MAN 7L 58/64 CD 9800kW
Aux.-Engines	Caterpillar, 3 x abt. 600 kW
Propeller	Controllable pitch propeller
Bowthruster	1 x 800 kW
Rudder	Freehanging flap type (high efficiency rudder)

## Certification



## Hold & Hatch

Hold & Hatch	2 Holds / 2 Hatches
Hatch cover type	MacGregor hydraulic operated combined folding type
Cargo hold capacity	23,720 m <sup>3</sup> (747,046 cbft)
Floor space under deck	4,281 m <sup>2</sup> (46,080 sqft)
Floor space on deck	1,992 m <sup>2</sup> (21,442 sqft)
Deck strengths per sqm	18.00 mt on tanktop 3.50 mt on tweendeck 5.00 mt on hatchcovers 8.00 mt on pontoon covers (middle of hatch 2)
Tweendeck	Hold 1: 2 heights / Hold 2: 4 heights
Bulkheads	adjustable bulkheads in multiple positions

## Cargo Gear

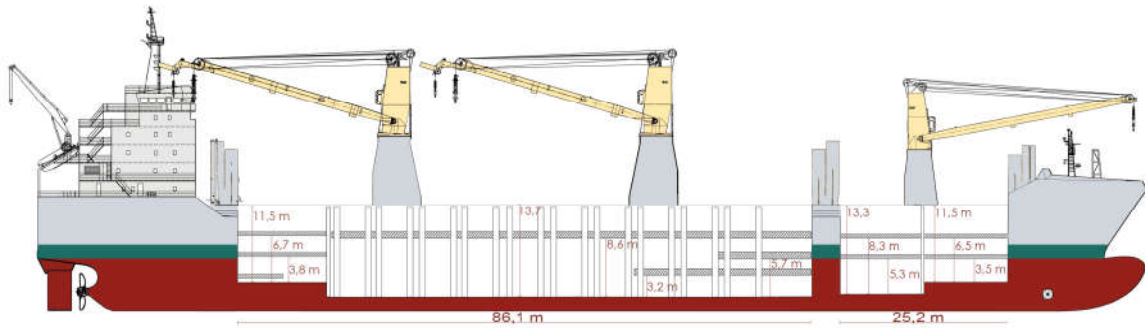
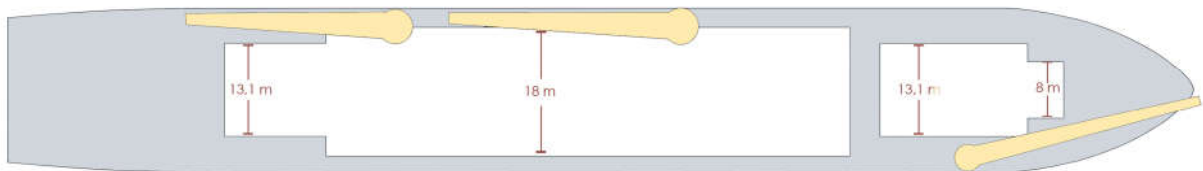
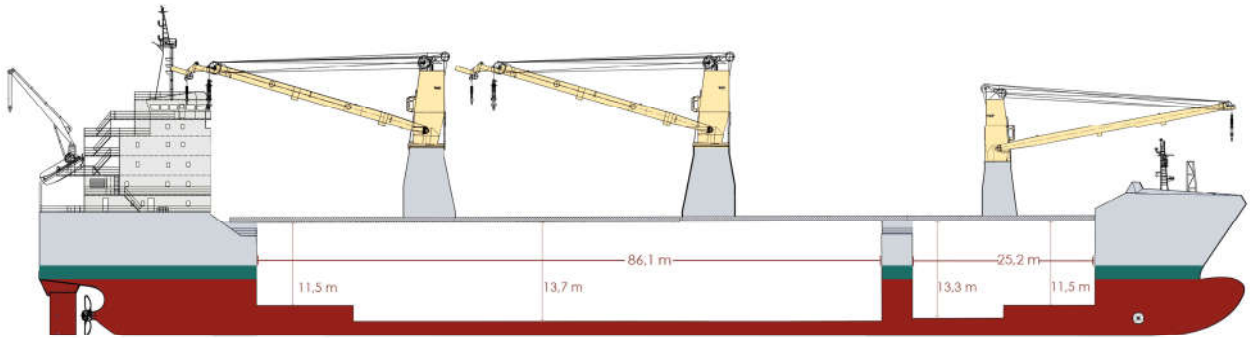
Type	2 x 400 mt NMF (combinable to 800 mt) plus 1 x 120 mt NMF
Situated	2 x 400 mt portside, 1 x 120 mt starboard
Auxiliary hoist	No. 2 & 3: 2 x SWL 40 mt and SWL 5 mt

## Container Capacity

Capacity	20' or 40' + 20'
Hold	487 / 212 / 63
Deck	532 / 213 / 106
Total	1,019 / 425 / 169
TEU at 14 mt	646
Reeferplugs	122
Stackload	20' / 40'
Hold	100 / 135
Deck	60 / 100

## Special Equipment / Features

IMO classes	Fitted for the carriage of dangerous goods of all IMO classes
Other	Grain fitted; Bow thruster; Shaft generator

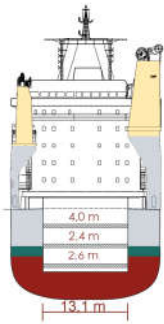


A

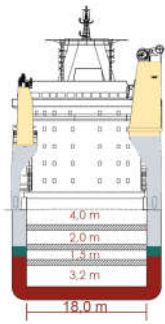
B

C

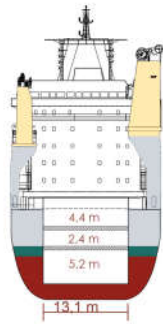
D



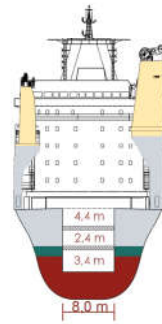
A



B



C



D

All details are given in good faith but without guarantee of accuracy and completeness