





FLEET LIST

HEAVY LIFT VESSELS



All vessels have the capacity to operate with an open hatch.

183	MV LONE 3/2011 (DP 2 System) MV SVENJA 12/2010 (DP 1 System)		Deadweight 12500 t Class GL + 100 A5, G General Cargo Ship Strengthened for Heavy Cargo, SOLAS II-2, Reg. 19 Length o.a. 160.50 m Hold 107.10 × 17.00 × 13.70 m Deck 128.50 × 27.50 m Cranes 2 × 1000 t SWL, combinable up to 2000 t SWL Speed 20 knots
176	MV REGINE 2/2009 MV ANNE-SOFIE 4/2008 MV TRINA 11/2008 MV FRAUKE 2/2008		Deadweight 12000 t Class GL + 100 A5, G General Cargo Ship, Strengthened for Heavy Cargo, SOLAS II-2, Reg. 19 Length o.a. 159.80 m Hold 107.10 × 17.00 × 13.10 m Deck 128.00 × 24.00 m Cranes 2 × 700 t SWL, 1 × 350 t SWL, combinable up to 1400 t SWL Speed 20 knots
161B	MV MARIA 2/2004 MV ANNETTE 12/2003		Deadweight 8919 t Class GL + 100 A5, General Cargo Ship, Strengthened for Heavy Cargo, SOLAS II-2, Reg. 19 Length o.a. 151.67 m Hold 82.90 × 15.80 × 10.90 m Deck 124.00 × 20.50 m Cranes 2 × 350 t SWL, 1 × 250 t SWL, combinable up to 700 t SWL Speed 20 knots
161A	MV WIEBKE 9/2000 MV ANNEGRET 3/2000 MV PAULA 6/2000 MV GRIETJE 2/2000		Deadweight 9370 t Class GL + 100 A5, General Cargo Ship, Strengthened for Heavy Cargo, SOLAS II-2, Reg. 19 Length o.a. 151.65 m Hold 82.90 × 15.80 × 10.90 m Deck 124.00 × 20.50 m Cranes 2 × 320 t SWL, 1 × 200 t SWL, combinable up to 640 t SWL Speed 20 knots
161	MV ANNEMIEKE 4/1998		Deadweight 9549 t Class GL + 100 A5, General Cargo Ship, Strengthened for Heavy Cargo, SOLAS II-2, Reg. 19 Length o.a. 151.65 m Hold 82.90 × 15.80 × 10.90 m Deck 124.00 × 20.50 m Cranes 2 × 275 t SWL, 1 × 150 t SWL, combinable up to 550 t SWL Speed 20 knots
116	MV AMOENITAS 11/2010 MV ANNA 5/2010 MV CALYPSO 2/2011 MV PALABORA 2/2010 MV IMKE 8/2010 MV PALMERTON 12/2009		Deadweight 9963 t Class HULL GL + 100 A5 E3, IW NAV-O BWM, SOLAS II-2, Reg. 19 C2P49, Multi-Purpose Dry Cargo Ship, Equipped for Carriage of Containers, Strengthened for Heavy Lift Cargo Machinery MC E3 AUT Length o.a. 133.00 m Ice class GL E3 equivalent to Finnish/Swedish 1A Hold 94.25 × 16.20 × 12.10 m Deck 108.00 × 23.00 m Cranes 2 × 450 t SWL, combinable up to 900 t SWL Speed 17 knots


FLEET LIST

SEMI-SUBMERSIBLES – RO-RO / FLO-FLO



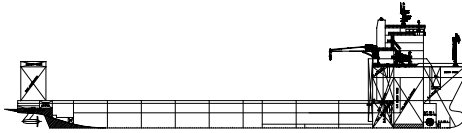
DOCK VESSELS

Please refer to our joined pool of dock vessels managed by RollDock:
<http://www.roll-group.com/fleet.html>



DECK CARRIER

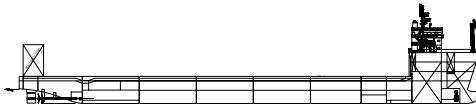
PAN OCEAN MV SUN RISE 10/2012
SAL as Commercial Agent
for agreed European countries



Deadweight 24 172 t
Class KR + DNV
Length o.a. 168.50 m
Deck 134.00 × 44.00 m
Speed 13 knots

DECK CARRIER

PAN OCEAN MV SUN SHINE 12/2008
SAL as Commercial Agent
for agreed European countries



Deadweight 14 715 t
Class KR + ABS
Length o.a. 174.00 m
Deck 148.00 × 48.00 m
Speed 11.5 knots